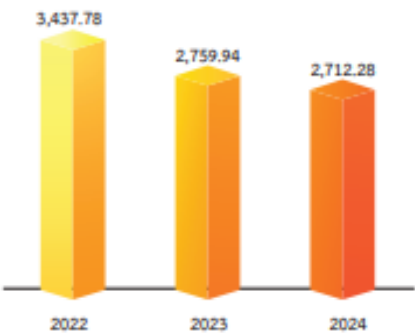


Financial Highlight

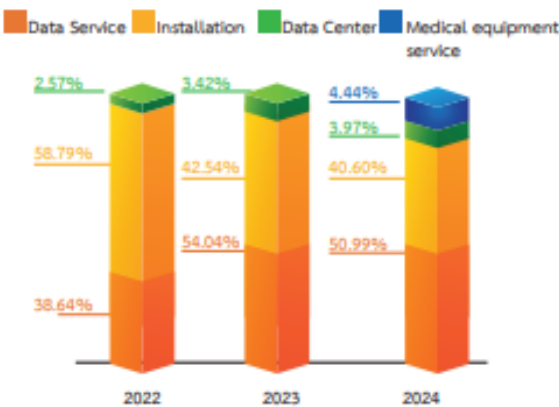
Service Revenue (Million Baht)

The revenue from the sales and services of medical equipment increased by 100%. Meanwhile, the revenue from network services decreased by 14%, and the revenue from network installation services decreased by 13%. As a result, the total service revenue decreased by 9% compared to the previous year.



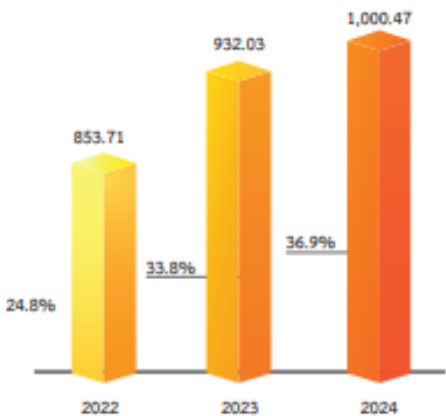
Service Revenue Component

The service revenue includes increased network usage and the expansion of the Interlink Fiber Optic customer base. These are the primary factors contributing to revenue growth.



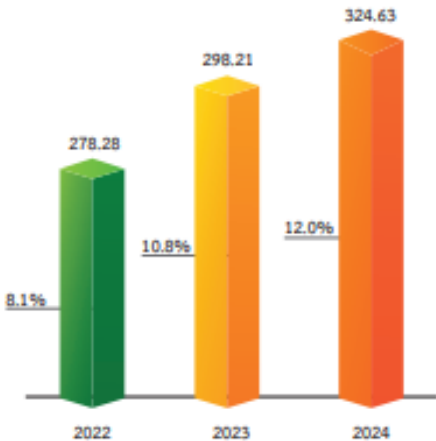
EBITDA (Million Baht, Margin)

EBITDA grew by 7.34% compared to the previous year, driven by revenue growth and effective cost control, which led to improved profitability



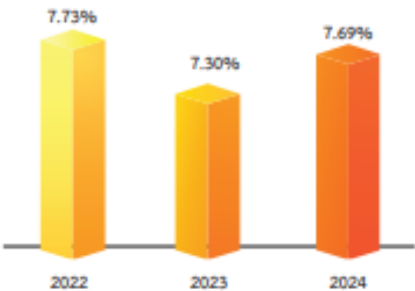
Net Profit (Million Baht, Profit Margin)

The total net profit increased by 8.86% compared to the previous year, with the company's portion amounting to 303.99 million Baht..



Return on Equity

The company has consistently delivered steady returns to its shareholders.



Dividend (Baht/Share) and Dividend Payout Ratio

The company has maintained its dividend payout ratio in accordance with its policy.

